

**DIESEL ENGINE-DRIVEN DC WELDER/AC GENERATOR
SOUND PROOF TYPE**

DLW SERIES

DAW/TLW SERIES

**Superior Arc Performance with
Unparalleled Stability in Generator Output.**



Denyo Co., Ltd.

DLW SERIES

The improved diesel engine welder achieves low fuel consumption and low noise in newly developed e-mode operations. High-quality AC power can be used while welding is being performed.

Two people can perform welding simultaneously.



Narrow Body Width 560mm!

DLW-300LS

300A/6.0mm
50/60 Hz
10.4/11.4 kVA
3 phase

379 KE



Narrow Body Width 560mm!

DLW-300LSW2

300A/6.0mm 160A/3.2mm
50/60 Hz
10.4/11.4 kVA
3 phase

375 KE



DLW-400LSW

400A/8.0mm 200A/4.0mm
50/60 Hz
15.0 kVA
3 phase

471 KE

Welding Mode Selector Switch

DENYO's DLW series welders are equipped with Welding Mode Selector Switch which enables the welding workers to change the working mode between the drooping characteristics mode and the constant current characteristic mode.



Constant current characteristic mode
Even when the arc length becomes long and thus the voltage rises, the current remains same.



Drooping characteristic mode
When the arc length becomes long and thus the voltage rises, the current decreases.

Arc Force Regulator

The conditions of welding work can be freely adjusted from "Hard" to "Soft" at the discretion of a welding worker by Arc Force Regulator. When "Soft" is selected, the current for welding work becomes stable and welding of pipes and upward welding become easier to do. On the other hand, when "Hard" is selected, start of arc becomes much smoother.



Voltage Reducing Function is equipped

DENYO's engine-driven welders is capable to reduce the welding open circuit voltage down to 15V for non-working conditions and thus it is possible to prevent electric shocks of welding workers even at a place of a high altitude and a high humidity.



Duty Cycle 100% is realized
Denyo's welders realized duty cycle 100% by adopting high-performance generators and allowance-rich engines.

Variable Engine Speed Control Device "e-mode"

DLW-Series are able to control in a non-step fashion the number of rotations in compliance with the load to be applied and a lower noise level and lower fuel consumption are attained with an excellent job performance.

Operator may select the optimum mode or e-mode from the 3 positions of control. This realizes a lower consumption of fuel.

Variable /Low Speed Mode

When the welding work starts, the rotation of equipped engine works under non-step and variable rotation manner and the welding machine works at high speed mode when it is connected to alternate current (AC) power and works at low speed mode when it is under no load of current.



High/Low Speed Mode

When the welding work is performed by the machine or the welder is connected to alternate current (AC) power, the machine works at high speed mode, and when the machine is under no load of current, it works at low speed mode.

High Speed Mode

The welder works at high speed mode regard less non-load conditions or loaded conditions.

Constant protection against welding output short-circuits

Constant protection against welding output short-circuits is a function that significantly reduces the current supplied to a short-circuit between the welding rod and the base metal for a certain time after a failed arc start in order to prevent the welding rod from sticking (a function that allows easy removal of the welding rod). This function demonstrates its value with unskilled operators and welding in small spaces.



Explanation of a mark

320A/6.0mm The maximum welding current and the maximum application welding rod at the time of single welding.

200A/4.0mm The maximum welding current and The maximum application welding rod of welding for two people.

50/60 Hz 8.0 kVA 1 phase AC power output 1- Phase 100/110/120/200/220/230/240V

50/60 Hz 9.9 kVA 3 phase AC power output 3- Phase 200/220/230/240 or 380 - 440V

Single or two people usage can be chosen with selector switch.

IGBT chopper control system with Welding mode selector switch or Arc Force Regulator.

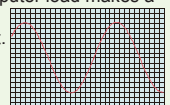
Thyristor electronic control and arc drive control.

AC Power can be used while welding is being performed.

AVR, inverter load, thyristor load and computer load makes a quality exchange power supply with little waveform distortion to an electronic circuit.

Waveform correction circuit is included in the circuit of an inverter system and a quality exchange power supply with little waveform distortion can be supplied.

379 KE Dry Weight





DAW/TLW SERIES

Lightweight and compact design with water-cooled 2-cylinder diesel engine.



DAW-180SS



DAW-300LS



Non-step automatic control with a microcomputer assures optimum engine revolutions under any load conditions, with slow-down (low-speed) revolutions kept under no load.

The fuel cost can thus be reduced, ultra-low fuel consumption achieved, and ultralow noise level maintained under any working conditions.

The best arc-welding characteristics. The e-AVC300's microcomputer-aided welding control assures quiet, optimum operation that will accommodate any kind of welding rod.



TLW-230LS



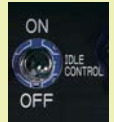
All the products listed in this brochure are provided with the following functions.

Clean Engine

The engine equipped with the Closed Breathing System which keeps the blow-by gas in the machine, and the aluminum radiator which does not cause lead pollution is categorized as a construction machine that satisfies the emission gas regulation stage 3 (DAW-300LS/DLW-300LS/DLW-300LSW2/DLW-400LSW/TLW-230LS), enforced by the Ministry of Land, Infrastructure, Transport and Tourism. (except for DAW-180SS)

IDLE CONTROL reduces noises and fuel cost

The Idle Control unit automatically lowers engine speed during no-load, reducing noise and increasing fuel efficiency. (DAW-180SS, TLW-230LS)



Easy Daily Inspection & Maintenance

Daily inspection and maintenance can be carried out one side of the machine. In addition, the radiator can be cleaned easily by removing the front cover.



Switch key operation restarts the engine with air vented automatically

The machine is equipped with an automatic airventing unit that eliminates air by turning a switch key when restarting the engine after fueling.

Alternator requires maintenance free

The use of brushes or slip rings in the alternator eliminates the need for maintenance.

Various protective systems assuring safety

- DAW/DLW Series Welders can automatically cut the power off when over-loading DC output. (except for TLW-230LS)
- Protect over-loading AC output by shutting down its circuit breaker.
- Automatically stop the engine with the warning indicators, at low lubrication oil pressure, high water temperature, and insufficient charging of the battery.

Options:

- Remote controller
- Four-wheel kit(except for DAW-180SS)
- Exhaust pipe attachment,
- Mesures against salt damage
- Earth Leakage Relay



Remote controller



Earth Leakage Relay



Four-wheel kit

SPECIFICATION TABLE

Item	Model	DAW-180SS	DAW-300LS	TLW-230LS	DLW-300LS	DLW-300LSW2	DLW-400LSW
DC Welding Power							
Rated Output (kW)		4.5	8.7	5.6	7.90/8.74	Single 7.90/8.74 Dual 3.28x2/3.58x2	Single 12.9/13.9 Dual 5.07x2/5.42x2
Rated Current (A)		170	280	200	260/280	Single 260/280 Dual 130/140	Single 370/390 Dual 185/195
Rated Voltage (V)		26.8	31.2	28	30.4/31.2	Single 30.4/31.2 Dual 25.2/25.6	Single 34.8/35.6 Dual 27.4/27.8
Welding Current Range (A)		30 - 180	30 - 300 (2200 - 3000min ⁻¹)	50 - 230	30 - 280/30 - 300	Single 60 - 280/60 - 300 Dual 30 - 150/30 - 160	Single 60 - 380/60 - 400 Dual 30 - 190/30 - 200
Rated duty cycle (%)		50			100		
Applicable electrode (mm)		2.0 - 4.0	2.0 - 6.0	2.6 - 5.0	2.0 - 6.0	Single 2.0 - 6.0 Dual 2.0 - 3.2	Single 2.0 - 8.0 Dual 2.0 - 4.0

AC Power Source

Frequency (Hz)	50/60						
Rated Output (kVA)	3.0		5.0/5.5		10.4/11.4		15.0
Rated Voltage (V)	100/110/120/200/220/230/240			200/220/230/240 or 380/440			
No. of Phase	1-Phase, 2wire			3-Phase, 4wire			
Power Factor	1.0			0.8(Lagging)			

Diesel Engine

Model	Kubota Z402	Kubota D722-K3A	Kubota Z482-K3A	Yanmar 3-3TNN68G	Kubota D902-K3A	Kubota D1105-K3B
Type	4-cycle, vertical, water cooled with radiator					
Rated Output (kW)	7.28	11.7	9.6	12.5/15.0	14.9/17.8	17.8/20.7
Rated Speed (rpm)	3600	3000	3600	3000/3600		
Displacement (L)	0.4	0.719	0.479	0.784	0.898	1.123
Fuel	ASTM No.2 diesel fuel or equivalent					
Fuel consumption ¹ (L/h)	1.31	2.1	1.6	1.96/2.34	2.14/2.49	3.14/3.69
Fuel Tank Capacity (L)	15	19		36		42
Battery x Quantity	36B20Lx1	55B24Lx1	36B20Lx1	55B24Lx1		

Dimensions/Weight

Lengthx Widthx Height (mm)	990x590x750	1270x680x740	1220x610x720	1410x560x770	1410x560x770	1520x700x770
Dry Weight (kg)	181	300	285	379	375	471

Noise

7mdB (A) ²	65	64	60/63	63/65	66/68	64/67
-----------------------	----	----	-------	-------	-------	-------

※1 The fuel consumptions herein are measured under the condition that welding load is a rated value and the duty cycle is fixed at 50%.

※2 The noise levels herein stated are the averaged value of the measured values of four directions of 7 meters length under non-loaded condition.

* When a welding machine and a generator are used simultaneously, please use them according to the instructions stipulated in the Operation Manual.



ISO 9001:2008 Certified
ISO 14001:2004

The specifications, appearance and/or coloring of the products may be subject to change without notice.

Due to printing conditions of this brochure, coloring of the products may not be same as printed herein.

Storage, transportation and usage of the products shall, at any time, be carried out in accordance with the Operation Manual.

Denyo® The Denyo trademark is widely recognized as a brand, and is a registered trademark in 90 countries around the world.

Direct inquiries to the nearest Denyo distributor or to Denyo co.,Ltd.

Denyo Co., Ltd.

Head office: 2-8-5, Nihonbashi-horidomecho, Chuo-ku, Tokyo



103-8566, Japan

Tel: +81-3-6861-0055 Fax: +81-3-6861-1188

www.denyo.co.jp/english/

**HIGH PERFORMANCE
DIESEL WELDING SET**

DAW-500S

500A Permanent Magnet Welder



- Greatly improved arc welding performance
- 100% duty cycle realized at 400A
- Compact, lightweight and quiet
- Improved energy efficiency

Features

Dramatically improved arc welding performance

The 500A welder incorporates an innovative power generator with a permanent magnet and newly developed current control system that offers stable arc performance for all sizes of welding rods. This high-quality welding power source is suitable for pipeline construction and other projects.

Lightweight, compact design improves on-site maneuverability


The welder's newly developed power generator incorporates a brushless permanent magnet and field coils that greatly reduce overall weight. Compared to previous models, 500A's powerful generator is more efficient, compact, lighter weight, and engine output requirement has been reduced by approximately 20%.

Economical owing to low fuel consumption

A built-in slow-down unit incorporated into the 500A's generator increases fuel efficiency and improves performance.

Designed for increased safety

The welding set is equipped with safety devices as standard equipment, such as an emergency shut-off device to protect the generator at welding output overload and the engine at low oil pressure, high water temperature and battery insufficient charge.



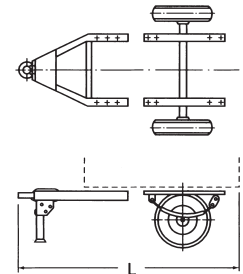
CONTROL PANEL

- | | | |
|---|-----------------------------|-------------------------------|
| Standard | Option Set 1 | Option Set 3 |
| ① Current Regulator | ⑨ Oil Pressure Gauge | ⑬ DC Voltmeter |
| ② Current Range Selector Switch | ⑩ Water Temperature Gauge | ⑭ AC Voltmeter |
| ③ Warning Lamp Unit (Oil, Water, Charge, Preheat) | ⑪ Battery Charging Ammeter | ⑮ DC Ammeter |
| ④ Idle Control Switch | Option Set 2 | Option Set 4 |
| ⑤ Starter Switch | ⑫ Remote Control Receptacle | ⑯ Polarity Change-Over Switch |
| ⑥ Hour Meter | ⑬ Remote Control Switch | |
| ⑦ Fuel Gauge | | |
| ⑧ AC Circuit Breaker | | |

TRAILER

	2-Wheel Trailer
Length	2070mm
Width	1290mm
Height	1325mm
Dry weight	520kg
Tire size	5.00 10-6PR

Dimensions and weight include welding set.



ISO 9001:2008 Certified
ISO 14001:2004

Specifications

MODEL DAW-500S

		MODEL DAW-500S					
DC WELDING GENERATOR	Type	Performance magnet type		ENGINE	Model	Kubota D-1703	
	Rated speed	2800min ⁻¹			Type	4-cycle, water-cooled diesel engine	
	Rated output	DC18kW			Rated output	25.4kW (34.5PS)/2800min ⁻¹	
	Rated current	460A			No. of cylinders	3	
	Rated voltage	38.4V			Displacement	1.647L	
	Current range	40~500A			Fuel	ASTM No. 2 diesel fuel or equivalent	
	Applicable electrode	2.6~8 mm			Fuel consumption	5.2L/hr	
Duty cycle	75%		Fuel tank capacity	45L			
AUXILIARY AC POWER	Maximum output	AC3.0kW		Starting system	Electric starting		
	Rated voltage	100/110/120/200/220/230/240V		Cooling system	Water-cooled by radiator with fan		
	Frequency	50Hz or 60Hz					
Dimensions (LxWxH)		1260 x 800 x 870 mm		Dry weight	435kg		

The specifications given herein are subject to change without notice.

Direct inquiries to the nearest Denyo distributor or to Denyo co.,Ltd.

Denyo Co., Ltd.

Head office: 2-8-5, Nihonbashi-horidomecho, Chuo-ku, Tokyo



103-8566, Japan

Tel: +81-3-6861-0055 Fax: +81-3-6861-1188

www.denyo.co.jp/english/

Denyo[®]

DIESEL ENGINE-DRIVEN DC WELDER/AC GENERATOR

DAW-500SS

High Performance 500A Permanent Magnet Welder DAW-500SS

- ! Greatly improved arc welding performance**
- ! 100% duty cycle realized at 350A**
- ! Compact, lightweight and quiet**
- ! Improved energy efficiency**



FEATURES

Dramatically improved arc welding performance

The 500A welder incorporates an innovative power generator with a permanent magnet and newly developed current control system that offers stable arc performance for all sizes of welding rods. This high-quality welding power source is suitable for pipeline construction and other projects.

Lightweight, compact design improves on-site maneuverability

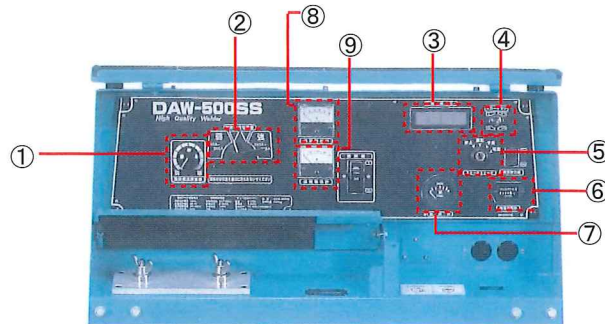
The welder's newly developed power generator incorporates a brushless permanent magnet and field coils that greatly reduce overall weight. Compared to previous models, 500A's powerful generator is more efficient, compact, lighter weight.

Economical owing to low fuel consumption

A built-in idle control unit incorporated into the 500A's generator increases fuel efficiency and improves performance.

Designed for increased safety

The welding set is equipped with safety devices as standard equipment, such as an emergency shut-off device to protect the generator at welding output overload and the engine at low oil pressure, high water temperature and battery insufficient charge.



- ① Current Regulator
- ② Current Range Selector Switch
- ③ Warning Lamp Unit (Oil, Water, Charge, Preheat)
- ④ Idle Control Switch
- ⑤ Starter Switch
- ⑥ Hour Meter
- ⑦ Fuel Gauge
- ⑧ DC Voltmeter
- ⑨ DC Ammeter

Easy Daily Inspection & Maintenance

Daily inspection and maintenance can be carried out one side of the machine. In addition, the radiator can be cleaned easily. Switch key operation restarts the engine with air vented automatically. Alternator requires maintenance free.

The use of brushes or slip rings in the alternator eliminates the need for maintenance.



SPECIFICATIONS

DAW-500SS	
DC Welding Power	
Rated Output	17.7 kW
Rated Current	460A
Rated Voltage	38.4V
Welding Current Range	40-500A
Rated duty cycle	60%
Applicable electrode	2.0mm-8.0mm
AC Power Source	
Frequency	50/60Hz
Rated Output	3.0kVA
Rated Voltage	100/110/120/200/220/230/240V
No. of Phase	1-Phase
Power Factor	1.0
Diesel Engine	
Model	Kubota D1703-KA
Type	4-cycle, water-cooled diesel engine
Rated Output	25.4kW
Rated Speed	2800min ⁻¹
Displacement	1.647L
Fuel	ASTM No.2 diesel fuel or equivalent
Fuel consumption	5.0L/h ^{*1}
Fuel Tank Capacity	45L
Battery×Quantity	65D31R × 1
Dimensions/Weight	
Length×Width×Height	1420×800×900mm
Dry Weight	505kg
Noise	
7m dB(A)	65dB ^{*2}

*1 The fuel consumptions herein are measured under the condition that welding load is a rated value and the duty cycle is fixed at 60%

*2 The noise levels herein stated are the averaged value of the measured values of four directions of 7 meters length under non-loaded condition.

The specifications given herein are subject to change without notice.

Denyo Co., Ltd.

Head office: 2-8-5, Nihonbashi-horidomecho, Chuo-ku, Tokyo

103-8566, Japan

Tel: +81-3-6861-1111 Fax: +81-3-6861-1181

<http://www.denyo.co.jp>

Denyo The Denyo trademark is widely recognized as a brand, and is a registered trademark in 90 countries around the world.

DIESEL ENGINE-DRIVEN DC WELDER/AC GENERATOR

DLW-500ISW SmartStick



Smart Stick function improves efficiency and productivity of work!!

You can restart the engine even if you are working away from the welder. The operator needs only strike the welding stick!

FINISH!




Finish welding.

STOP



The engine automatically stops within 1 to 30 minutes after welding ceases.



When restarting work, tapping the base metal with the electrode.

START



The engine welder will restart automatically.




Resume welding works.

Innovative Smart stick technology will bring you awesome benefits!

1 UP the fuel efficiency

The sensor automatically shuts off the engine during periods of no load, so reduce the fuel consumption.

Comparison of uptime



Comparison of fuel cost



2 SAVE the maintenance cost

Less engine running hours = periodic replacements parts life will be longer. And extend the life-span of welding machine too.

3 ECO friendly products

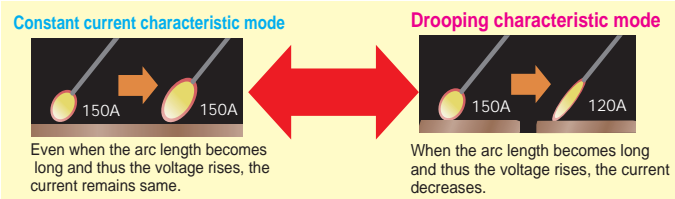
Shutting down the engine automatically while no operation = Save the limited valuable resource & Reduce the exhaust gas.



Further more features


Welding Mode Selector Switch

EASY to use! Even beginners can do stable welding.
For professionals, they can adjust welding penetration as they like.
Only select your type of welding mode!



SAVE the fuel & maintenance cost.

The sensor automatically control the engine speed by the load capacity.
HIGH/LOW: Engine speed will be idle during no operation or the load capacity is low.
VARIABLE: Engine speed will be change depends on the welding Amp.



- 1.AC Circuit Breaker
- 2.3-Phase output Terminal
- 3.AC Voltmeter
- 4.AC Ammeter
- 5.Frequency Meter
- 6.DC Welding Output Terminal
- 7.Current / Voltage Regulator
- 8.Digital Panel (DC Voltmeter, DC Ammeter)
- 9.Arc Force Regulator
- 10.SINGLE-DUAL Selector Switch
- 11.Droop CC-CV Selector Switch
- 12.e-mode selector Switch
- 13.Engine Monitor Warning Lamp Unit (Oil Press. / Water Temp. / Charging / Preheat Hour Meter • Fuel Meter)
- 14.Starter Switch
- 15.Engine Start Button
- 16. Smart Stick Selector Switch/ Smart Stick Time Regulator
- 17. Earth Leakage Relay

OPTION

- 18. 3-Phase AC Output Receptacle
- 19. 1-Phase AC Output Receptacle
- 20.Circuit Breaker for 3-Phase AC Output Receptacle
- 21.Circuit Breaker for 1-Phase AC Output Receptacle

OPTION SET 1

- 22.Oil Pressure Gauge
- 23.Water Temperature Gauge
- 24.Battery Charging Ammeter

OPTION SET 2

- 25.Remote Control Receptacle
- 26.Remote Control Switch

OPTION SET 3

- 27.VRD SELECTOR (in the Bonnet)
- 28.VRD Lamp

SPECIFICATION TABLE

SPEC./MODEL		DLW-500ISW										
Frequency		Hz	50				60					
Rated output		kW	CC:17.1/CV:16.4				CC:18.8/CV:18.2					
Rated current		A	450				480					
Rated voltage		V	CC:38.0/CV:36.5				CC:39.2/CV:38.0					
DC WELDING OUTPUT	Single	Current Range	A CC:60~480				A CC:60~500					
		Voltage Range	V CV:14~37				V CV:14~40					
	Dual	Current Range	A CC:30~240				A CC:30~250					
		Voltage Range	V CV:14~29				V CV:14~29					
Rated Speed		min ⁻¹	3000				3600					
Duty Cycle		%	60									
AC POWER OUTPUT	Rated output		kVA		15							
	Rated voltage		V	200	380	400	415	220	240	380	415	440
	Rated current		A	43.3	22.8	21.7	20.9	39.4	36.1	22.8	20.9	19.7
	No. of Phase		3-Phase 4wire									
	Power Factor		0.8 (Lagging)									
	Excitation		Brushless type (with AVR)									
	No. of poles		2									
Insulation		Class F										

Maker/Model		KUBOTA V1505-K3B		
ENGINE	Type	Water-cooled diesel engine		
	Number of cylinders	4		
	BorexStroke	mm	78 x 78.4	
	Total displacement	L	1.498	
	Rated output	kW/min ⁻¹	24.6/3000	27.1/3600
	Battery	80D26R x 1		
	Fuel	DIESEL FUEL ASTM NO.2 or eq.		
	Fuel tank capacity	L	56	
	Lubricating oil capacity	L	6.0 (Oil pan 5.8L+Oil filter 0.2L)	
	Cooling water capacity	L	4.85 (Reserve tank included)	
SET	Length	mm	1550	
	Width	mm	800	
	Height	mm	885	
	Dry weight	kg	542	
	Total weight	kg	599	

Denyo The Denyo trademark is widely recognized as a brand, and is a registered trademark in 90 countries around the world.

The specifications given herein are subject to change without notice.

Denyo Co., Ltd.

Head office: 2-8-5, Nihonbashi-horidomecho, Chuo-ku, Tokyo



103-8566, Japan

Tel: +81-3-6861-0055 Fax: +81-3-6861-1188

www.denyo.co.jp/english/



DIESEL ENGINE-DRIVEN DC WELDER/AC GENERATOR

DCW-480ESW CC/CV

*One Unit for
All Your Welding Needs!*

All-in-one

450A DC Arc Welding Power Source

DCW-480ESW can perform high-quality welding on pipelines and other welding methods. (Types of welding: Stick, Tig, Mig, Flux-cored, Gouging, etc.)

High-Capacity High-Performance Generator


The unit can also be used as a 15kVA/50Hz high-capacity generator. With a voltage regulation of within $\pm 1.5\%$. High-quality AC power can be used while welding is being performed.

Low Fuel Consumption and Long Life

The unit incorporate high-output diesel engine featuring low fuel consumption. Operation at low speed is easy on the engine, facilitating especially long life.

Special Design Facilitates Use in Virtually Any Location

The unit has been designed to operate in virtually all locations, from very hot to cold climates. It is ideal for high-quality welding and as a dependable source of power.




Denyo Co., Ltd.

HIGH PERFORMANCE/Multi-APPLICATION

DCW-480ESW CC/CV DIESEL ENGINE-DRIVEN DC WELDER/AC GENERATOR

Easy-to-use controls and operation integrated in one location.



- OPTION SET1
- 16.Oil Pressure Gauge
- 17.Water Temperature Gauge
- 18.Battery Charging Ammeter
- OPTION SET2
- 19.Remote Control Receptacle
- 20.Remote Control Switch
- 21.Remote Control Box
- OPTION SET3
- 22.3-Phase AC Output Receptacle
- OPTION SET4
- 23.Earth Leakage Relay
- 24.Ground Terminal (for ELR)



- 1.AC Circuit Breaker
- 2.3-Phase output Terminal
- 3.AC Voltmeter
- 4.AC Ammeter
- 5.Frequency Meter
- 6.DC Welding Output Terminal
- 7.Current / Voltage Regulator
- 8.Digital Panel (DC Voltmeter, DC Ammeter)
- 9.Arc Force Regulator
- 10.SINGLE-DUAL Selector Switch
- 11.CC-CV Selector Switch
- 12.e-mode Switch
- 13.Starter Switch
- 14.Engine Monitor Warning Lamp Unit (Oil Press. / Water Temp. / Charging / Preheat Hour Meter • Fuel Meter)
- 15.Idle Control Switch

SPECIFICATION

SPEC./MODEL		DCW-480ESW								
Frequency		Hz	50							
DC WELDING OUTPUT	Rated output	kW	CC:17.1/CV:16.4							
	Rated current	A	450							
	Rated voltage	V	CC:38.0/CV:36.5							
	Single	Current Range	A	CC:60~480						
		Voltage Range	V	CV:14~37						
	Dual	Current Range	A	CC:30~240						
		Voltage Range	V	CV:14~37						
	Rated Speed	min ⁻¹	3000							
	Duty Cycle	%	60							
	AC POWER OUTPUT	Three Phase	Rated output	kVA	15					
Rated voltage			V	200	220	380	400	415	440	
Rated current			A	43.3	39.4	22.8	21.7	20.9	19.7	
No. of Phase			3-Phase 4wire							
Power Factor			0.8 (Lagging)							
Excitation			Brushless type (with AVR)							
No. of poles			2							
Insulation			Class F							

ENGINE		KUBOTA/V1505	
Type	Water-cooled diesel engine		
Number of cylinders	4		
BorexStroke	mm	78X78.4	
Total displacement	L	1.498	
Rated output	kW/min ⁻¹	25.2/3000	
Battery	80D26R		
Fuel	DIESEL FUEL ASTM NO.2 or eq.		
Fuel tank capacity	L	45	
Lubricating oil capacity	L	6.0 (Oil pan 5.8L+Oil filter 0.2L)	
Cooling water capacity	L	4.85 (Reserve tank included)	
SET	Length	mm	1540
	Width	mm	720
	Height	mm	885
	Dry weight	kg	500
	Total weight	kg	558

Denyo The Denyo trademark is widely recognized as a brand, and is a registered trademark in 90 countries around the world.



ISO 9001:2015
ISO 14001:2015
Certified

The specifications given herein are subject to change without notice.

Denyo Co., Ltd.

Head office: 2-8-5, Nihonbashi-horidomecho, Chuo-ku, Tokyo



103-8566, Japan

Tel: +81-3-6861-0055 Fax: +81-3-6861-1188

www.denyo.co.jp/english/